

Safeguarding Awareness Survey

A report by Age UK Redbridge, Barking & Havering



March 2024

Contents

	Page
1. Introduction	4
2. Executive Summary	5
3. Analysis of Feedback	6
4. Glossary of Terms	11
5. Distribution and Comment	12
Demographics	Appendix

This page is intentionally blank.

1. Introduction

During January - February 2024, 61 local older people completed our survey on safeguarding awareness.

2. Executive Summary of Findings

This section summarises key findings - see section 3 for findings in full.

Survey Response - In Summary

Recognising the definition of abuse?

- Three quarters of respondents (75%) recognise the definition of abuse.
- When looking closer, we find that those aged 65 - 74 are most aware (92%) while the oldest respondents - 90 or over are least aware (60%).
- Women (77%) are more aware than men (69%) while those without a disability are more aware (79%) than respondents with a disability (70%).

The types of abuse most mentioned...

- Awareness of emotional/mental and physical abuse is at a very high level - with over 90% of respondents citing these.
- A third mentioned sexual (38%) and financial abuse (35%). There was less awareness of domestic abuse (17%), neglect (15%), discrimination (12%) or spiritual abuse (7%).

Knowing about Safeguarding Adults?

- A marginal majority of respondents (53%) recognise the term 'Safeguarding Adults'.
- When looking closer, we find that those aged 50 - 64 are most aware (100%) while the oldest respondents - 90 or over are considerably least aware (40%).
- Men (69%) are notably more aware than women (48%) while those without a disability are significantly more aware (65%) than respondents with a disability (37%).

Knowing what to do, or who to speak to?

- Two thirds of respondents (69%) would know what to do, or who to contact, about a potential safeguarding situation.
- When looking closer, we find that those aged 50 - 64 are most aware (100%) while the oldest respondents - 90 or over are considerably least aware (40%).
- Men (77%) are notably more aware than women (67%) while those without a disability are significantly more aware (82%) than respondents with a disability (52%).

Contacts most mentioned...

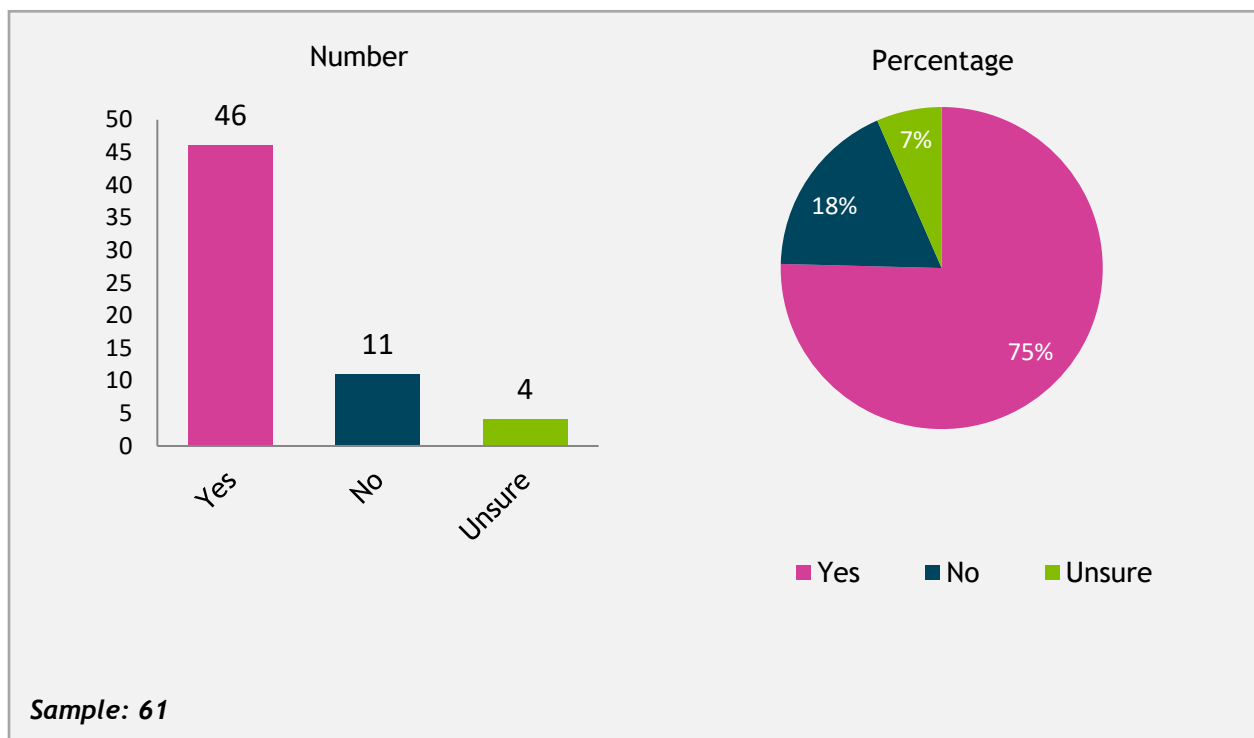
- A majority of respondents would contact either the police (65%) or social services (61%).
- Around a third (29%) would consult with charities/support groups, while a fifth (18%) would notify a GP or health professional.

3. Our Survey - Analysis of Feedback

During January - February 2024, 61 local older people completed our survey on safeguarding awareness.

We asked participants about their definitions of abuse and safeguarding, and what they would do - to report a possible safeguarding incident.

3.1 Do you know what the definition of abuse is?



Three quarters of respondents (75%) recognise the definition of abuse.

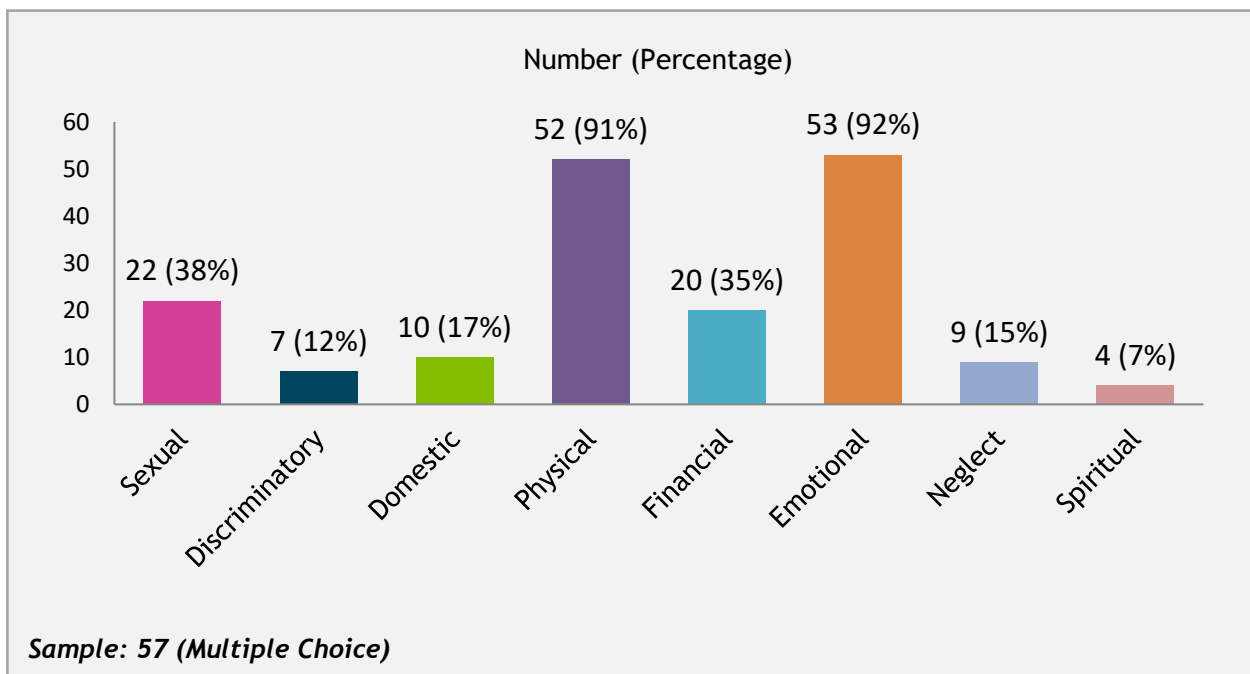
3.1.2 Know what the definition of abuse is

	% Yes
Aged 65 - 74	92%
Respondents without a disability	79%
Female respondents	77%
Aged 50 - 64	75%
All Respondents (Baseline)	75%
Aged 75 - 89	73%
Respondents with a disability	70%
Male respondents	69%
90 or Over	60%

When looking closer, we find that those aged 65 - 74 are most aware (92%) while the oldest respondents - 90 or over are least aware (60%).

Women (77%) are more aware than men (69%) while those without a disability are more aware (79%) than respondents with a disability (70%).

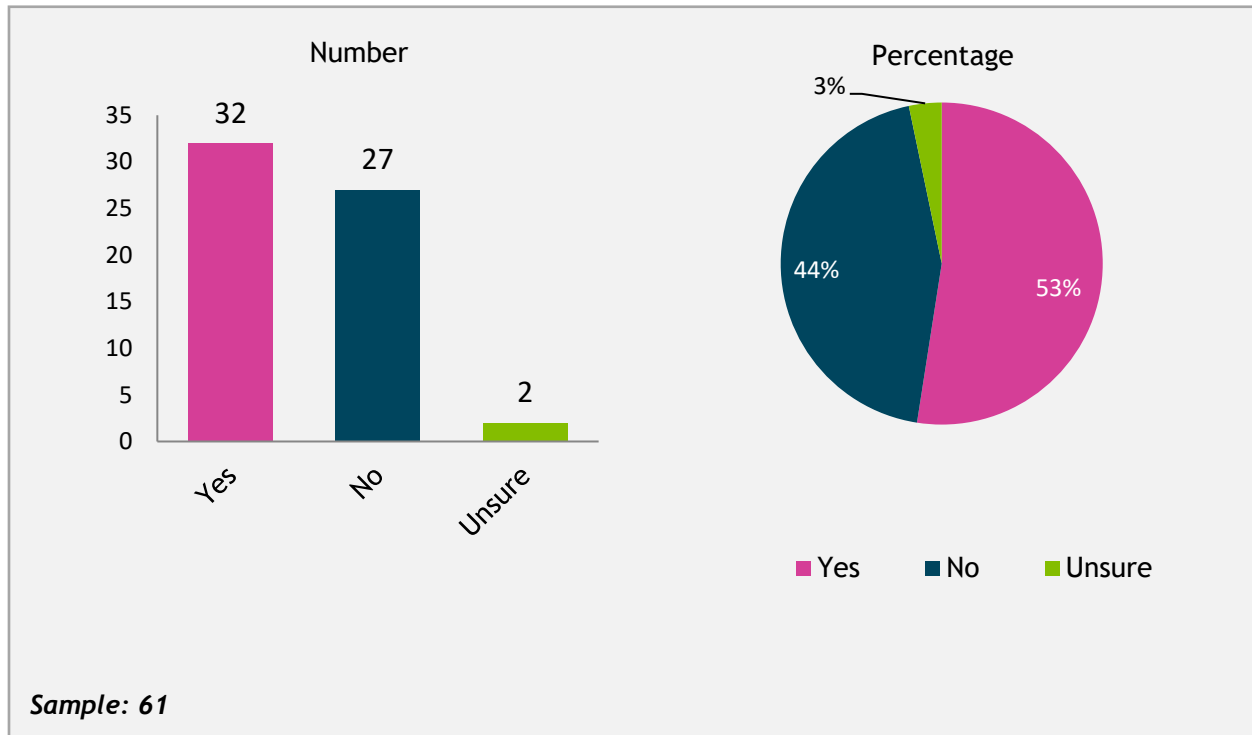
3.2 Please list the different types of abuse?



Awareness of emotional/mental and physical abuse is at a very high level - with over 90% of respondents citing these.

A third mentioned sexual (38%) and financial abuse (35%). There was less awareness of domestic abuse (17%), neglect (15%), discrimination (12%) or spiritual abuse (7%).

3.3 Do you know what Safeguarding Adults means?



A marginal majority of respondents (53%) recognise the term ‘Safeguarding Adults’.

3.3.1 Know what Safeguarding Adults means

	% Yes
Aged 50 - 64	100%
Male respondents	69%
Respondents without a disability	65%
Aged 65 - 74	58%
All Respondents (Baseline)	53%
Aged 75 - 89	48%
Female respondents	48%
90 or Over	40%
Respondents with a disability	37%

When looking closer, we find that those aged 50 - 64 are most aware (100%) while the oldest respondents - 90 or over are considerably least aware (40%).

Men (69%) are notably more aware than women (48%) while those without a disability are significantly more aware (65%) than respondents with a disability (37%).

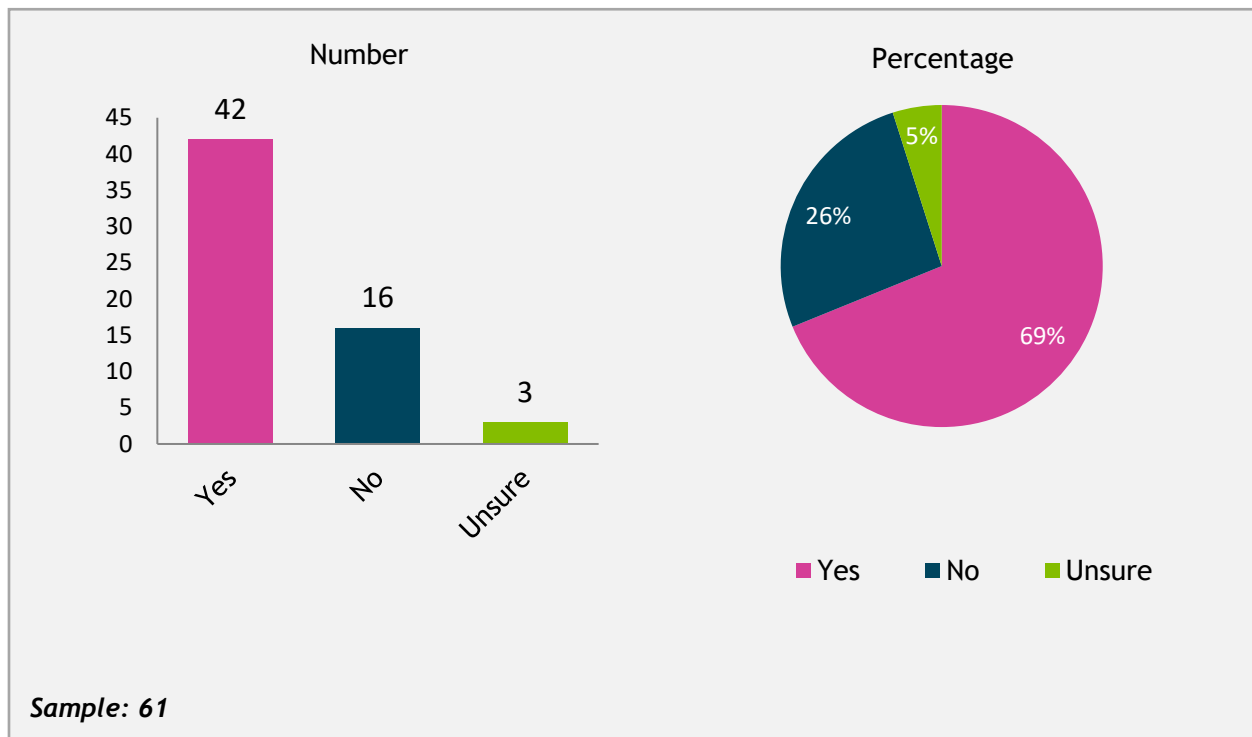
The definitions given are listed below.

Selected Feedback

Safeguarding Adults is...

- Having protection
- Speaking to social care
- Being observant
- Keeping people safe
- Supporting someone's needs and protection so they can live safely
- Making victims aware of support they can have
- Preventing harm
- Protecting those at risk
- Preventing harm and reducing risk of neglect
- Teaching people to be aware and what to do if concerned
- To support and to protect
- Being made aware that someone is experiencing abuse
- Keeping adults warm, safe, comfortable, free from anxiety
- Looking out for vulnerable older people
- To treat with dignity
- Protecting vulnerable adults from abuse
- A board set up by the police to take action and protect against abuse
- Ensuring the safety of others
- Helping those in need
- Helping those who have been abused or are in danger of being abused
- Protection from scams
- Codes of practice to protect vulnerable people from abuse
- Helping someone if you suspect they may have a problem with abuse
- Reporting of a concern

3.4 Would you know what to do or who to speak to, if you had any concerns about yourself or someone you know in terms of safeguarding?



Two thirds of respondents (69%) would know what to do, or who to contact, about a potential safeguarding situation.

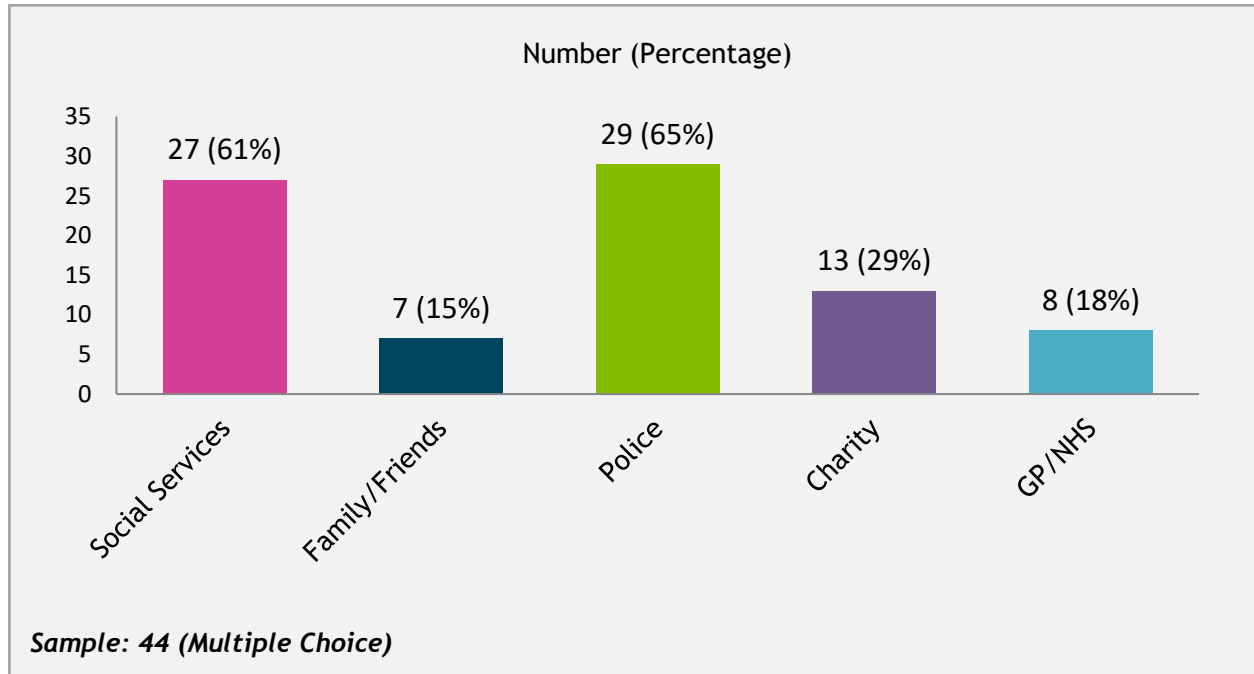
3.4.1 Would know what to do, or who to speak to

	% Yes
Aged 50 - 64	100%
Respondents without a disability	82%
Male respondents	77%
Aged 75 - 89	70%
All Respondents (Baseline)	69%
Aged 65 - 74	67%
Female respondents	67%
Respondents with a disability	52%
90 or Over	40%

When looking closer, we find that those aged 50 - 64 are most aware (100%) while the oldest respondents - 90 or over are considerably least aware (40%).

Men (77%) are notably more aware than women (67%) while those without a disability are significantly more aware (82%) than respondents with a disability (52%).

3.4.2 Would you know what to do or who to speak to, if you had any concerns about yourself or someone you know in terms of safeguarding?



A majority of respondents would contact either the police (65%) or social services (61%).

Around a third (29%) would consult with charities/support groups, while a fifth (18%) would notify a GP or health professional.

4. Glossary of Terms

This report does not contain acronyms.

5. Distribution and Comment

This report is available to the general public, and is shared with our statutory and community partners. Accessible formats are available.

If you have any comments on this report or wish to share your views and experiences, please contact us.

Age UK Redbridge, Barking and Havering, 103 Cranbrook Road, Ilford, IG1 4PU.

Phone: 020 8220 6000

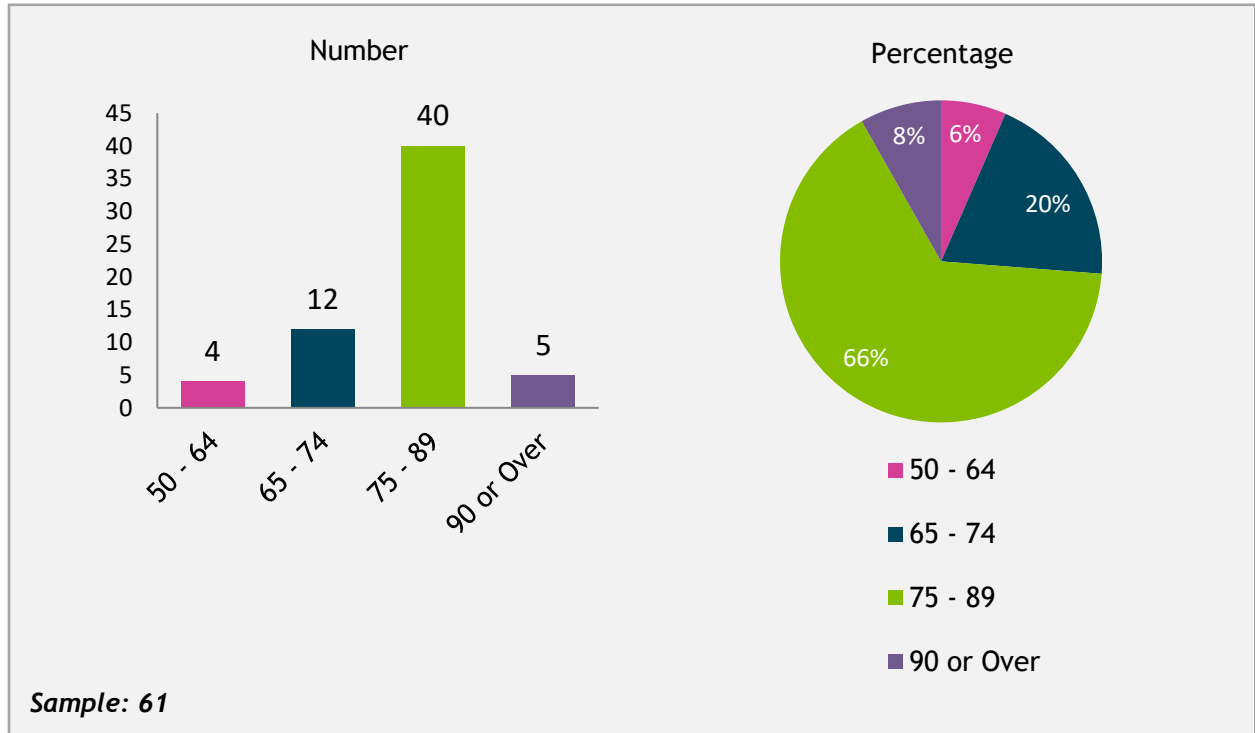
Email: admin@ageukrbh.org.uk

Registered Charity Number: 1088435

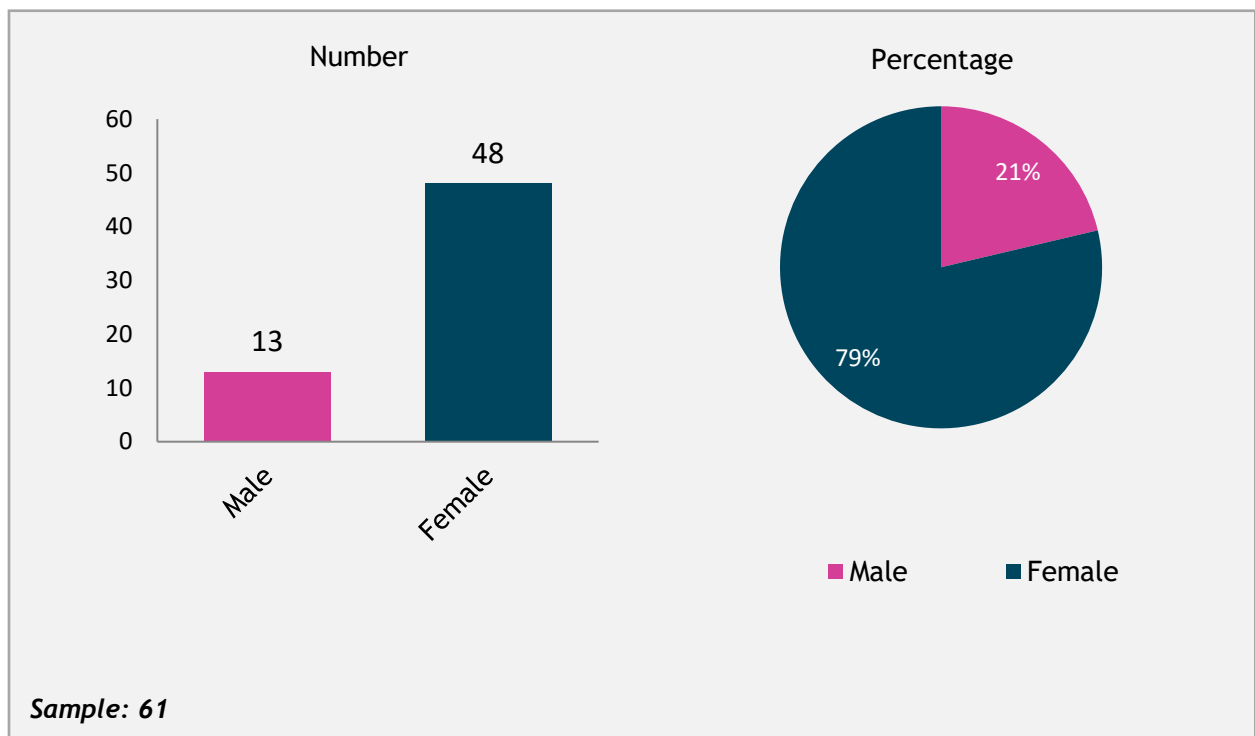
Appendix - Demographics

The demographics of participants are stated as follows:

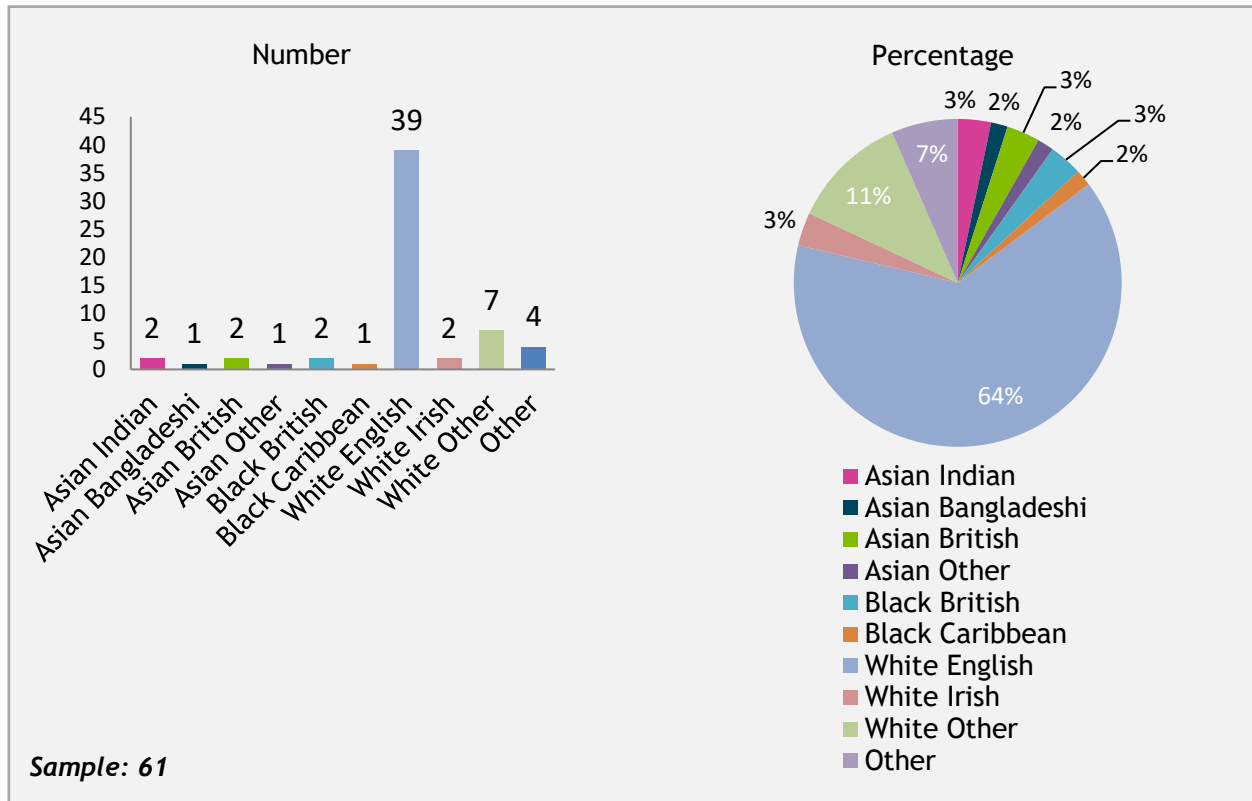
Age



Gender



Ethnicity



Do you have a disability?

