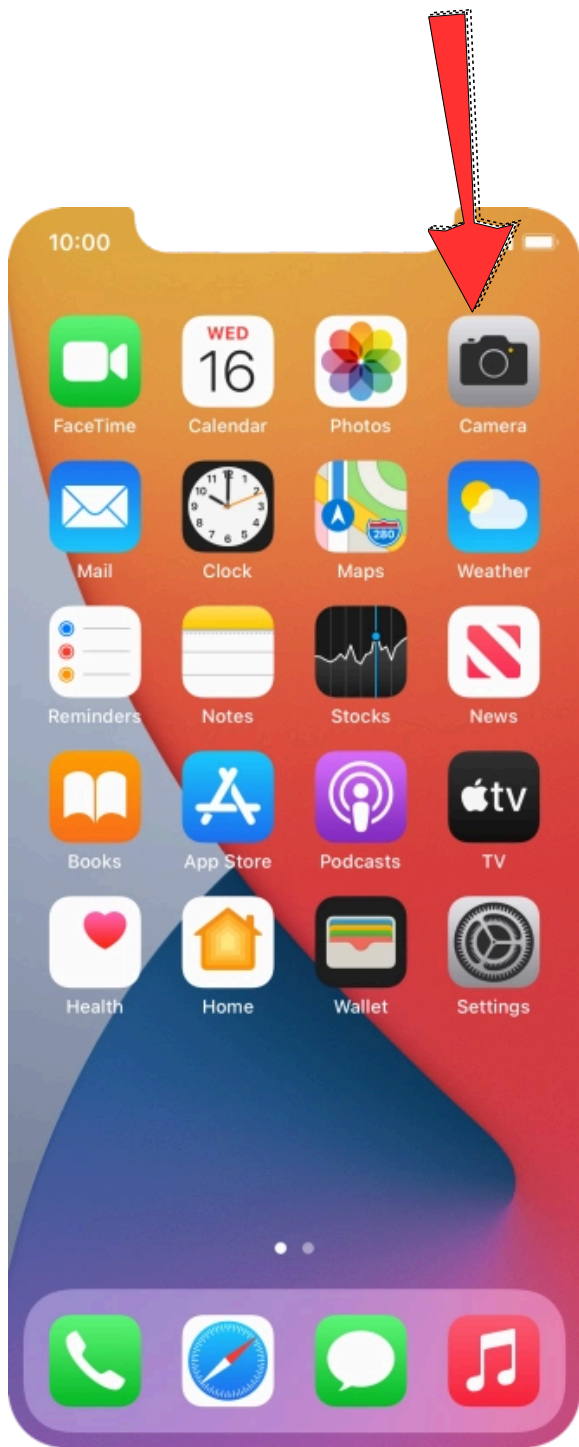


Your local independent charity supporting older people in Camden since 1965

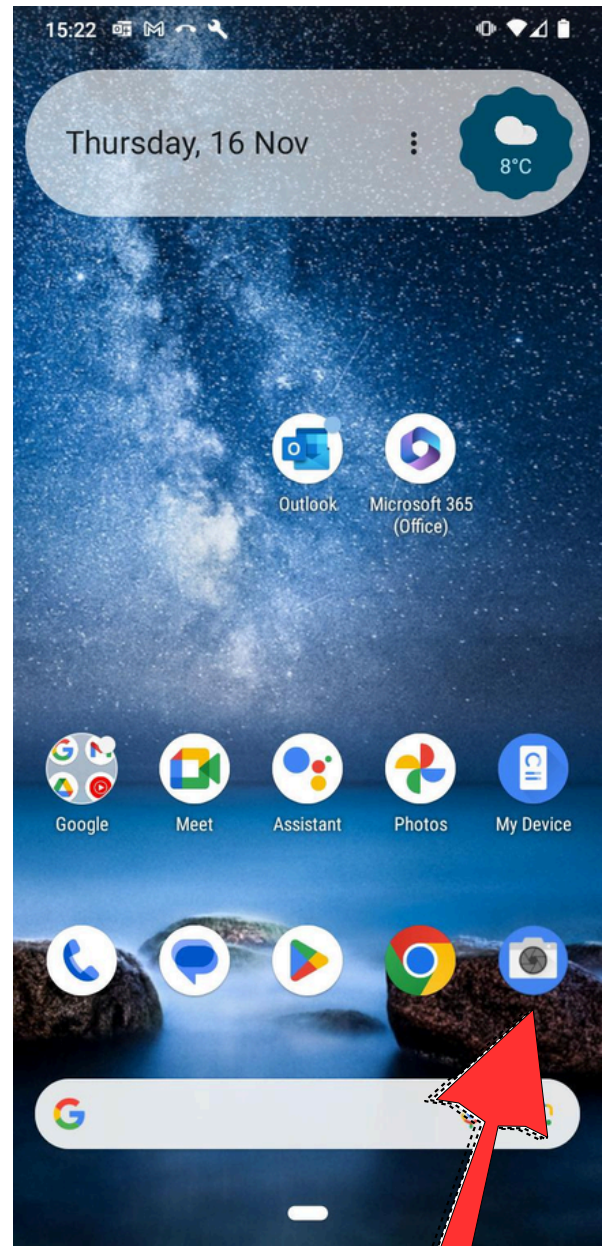


Guide to using your Smartphone's Camera

Using your Smartphone's camera, you can take photographs of the world around you. Here you can store memories of family and friends, of nature and your local area.



iPhone




Android

1. First open the Camera app.



iPhone




Android

2. You will now see on your screen what your phone's camera is pointing at.



iPhone




Android

3. To take a photograph of what your camera is pointing at, simply tap the circular button on the side of your screen.



iPhone




Android

4. This photograph will then be stored onto your phone. To view the photograph you have taken, click on the photos app on your phone.



iPhone



Android

5. You can then share this photo with family and friends by clicking on the share button on the photos app.

Contact us

If you would like to learn more or receive digital support then you can contact us via email or telephone:

- digitalinclusion@ageukcamden.org.uk
- 020 7239 0400

Or visit our website:

- www.ageuk.org.uk/camden/